

Behavioural responses of larval container mosquitoes to a size-selective predator

BANUGOPAN KESAVARAJU¹, BARRY W. ALTO²,
L. PHILIP LOUNIBOS² and STEVEN A. JULIANO¹

¹Department of Biological Sciences, Behavior, Ecology, Evolution, and Systematics Section, Illinois State University, Illinois, U.S.A., ²University of Florida, Florida Medical Entomology Laboratory, Vero Beach, Florida, U.S.A.

Abstract. 1. The hypothesis that size-selective predation and species-specific prey behaviours facilitate the coexistence between larvae of invasive *Aedes albopictus* (Skuse) and U.S.A.-native *Ochlerotatus triseriatus* (Say) was tested experimentally with the predator *Corethrella appendiculata* (Grabham).

2. Larval behaviours associated with a higher risk of predation were identified, and prey behavioural responses were tested in either the physical presence of predators or in water containing predation cues. Larvae that thrashed on container bottoms had a higher risk of being captured by fourth instar *C. appendiculata* than did larvae resting on the water surface. *Ochlerotatus triseriatus*, but not *A. albopictus*, adopted low-risk behaviours in response to water-borne cues to predation. Both prey species reduced risky behaviours in the physical presence of the predator, but *O. triseriatus* showed a stronger response.

3. The vulnerability of 2nd and 3rd instar prey to predation was compared, and behavioural responses were correlated with prey vulnerability. Second instars of both species were more vulnerable to predation by *C. appendiculata* than were 3rd instars, and the 3rd instar *A. albopictus* was more vulnerable than *O. triseriatus* of the same stage. All instars of *O. triseriatus* showed a similar reduction of risky behaviours in response to the presence of *C. appendiculata* despite 4th instar prey being relatively invulnerable to size-selective predation.

4. Weaker predator avoidance, coupled with superior competitive ability, of invasive *A. albopictus* is likely to contribute to its coexistence with *O. triseriatus* in containers of the south-eastern U.S.A., where *C. appendiculata* can be abundant.

Key words. Anti-predatory behaviour, *Aedes albopictus*, *Corethrella appendiculata*, invasive, native species, *Ochlerotatus triseriatus*, predation cues and size refuge.

Introduction

Behavioural modification in response to predation risk is a major mechanism by which aquatic organisms increase their chances of survival in the presence of predators (Sih, 1980; Werner *et al.*, 1983; Sih, 1986; Lima & Dill, 1990; Van Buskirk & Yurewicz, 1998; Van Buskirk, 2002). For a variety of organisms there is a clear positive relationship between the reduction in activity level and a reduction in predation risk (Lind &

Cresswell, 2005), but there are also costs associated with reduced activity, and these costs usually reduce foraging, feeding rate, and growth (Sih, 1980; Sih, 1992; Van Buskirk & Yurewicz, 1998; Van Buskirk, 2000; Relyea, 2002; Lind & Cresswell, 2005).

Predator-induced behavioural change in prey may have important consequences for community composition (Werner & Anholt, 1996; Chase *et al.*, 2002). Trait-mediated indirect effects occur when the traits affecting the interactions between two species (e.g. behaviour, morphology) are influenced by a third species. For example, the presence of predatory species may change prey behaviour (e.g. reduced activity, increased use of refuges), which in turn, may indirectly alter the competitive

Correspondence: Banugopan Kesavaraju, Department of Biology, Illinois State University, Normal, IL 61790, U.S.A. E-mail: bkesava@ilstu.edu

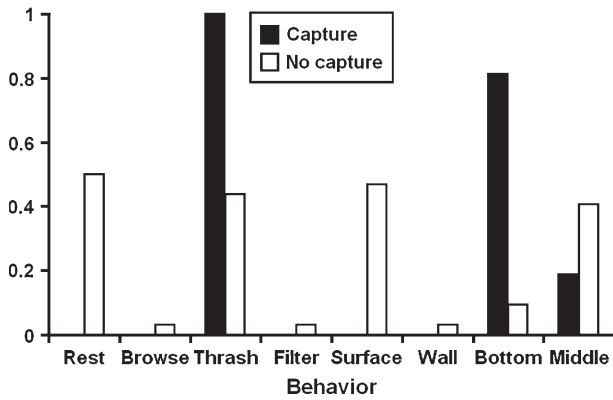


Fig. 1. Experiment 1. Average proportions of activities and positions in the two groups (capture and no capture).

interactions among prey (Werner, 1991; Werner & Anholt, 1996; Relyea, 2000).

Container-dwelling immature stages of the mosquitoes *Ochlerotatus triseriatus* (Previously *Aedes triseriatus*) and *Aedes albopictus* are preyed upon by the larvae of a corethrellid midge, *Corethrella appendiculata*, and a mosquito *Toxorhynchites rutilus* (Griswold & Lounibos, 2006). These prey and predators co-occur commonly in the south-eastern U.S.A. All of these species are native to the U.S.A., except for *A. albopictus*, which was introduced into North America in the 1980s and has since spread throughout the south-east (Hawley *et al.*, 1987). It is well documented that *A. albopictus* larvae are competitively superior to *O. triseriatus* (Livdahl & Willey, 1991; Teng & Apperson, 2000; Aliabadi & Juliano, 2002; Juliano & Lounibos, 2005). Despite the apparent competitive superiority of *A. albopictus* compared with *O. triseriatus* under laboratory conditions, the invasion of south Florida by *A. albopictus* has not resulted in reduced abundances of *O. triseriatus* in the field (Lounibos *et al.*, 2001).

Aedes albopictus is more vulnerable to predation by *C. appendiculata* and *T. rutilus* than by *O. triseriatus* (Griswold & Lounibos, 2006). *Toxorhynchites rutilus* usually capture their

prey near the bottom of the containers (Steffan & Evenhuis, 1981), where prey are consequently more vulnerable to predation (Juliano & Reminger, 1992). Unlike *A. albopictus*, *O. triseriatus* alters its behaviour in the presence of water-borne predation cues from *T. rutilus* by resting more often at the water surface (Juliano & Gravel, 2002; Kesavaraju & Juliano, 2004). It is not known how prey behaviour is related to the vulnerability to predation by *C. appendiculata*. Furthermore, it is unclear whether *O. triseriatus* modify their behaviour in the presence of predation cues from *C. appendiculata* in a similar way as they do in the presence of cues from *T. rutilus*.

In addition to the species-specific differences in susceptibility to *C. appendiculata* predation, the relative sizes of prey and predator may be important for this predator. First instar *T. rutilus* are comparable in size with 4th instar *C. appendiculata* (Lounibos, 1983; Lounibos, 1985), whereas 4th instar *C. appendiculata* (mean \pm SE head capsule width, 0.715 ± 0.003 mm) are comparable with the size of the 3rd instars of their mosquito prey, *A. albopictus* and *O. triseriatus* (0.671 ± 0.002 and 0.754 ± 0.002 for 3rd instars respectively) (B. W. Alto, unpublished data). Furthermore, for each developmental stage, *O. triseriatus* are significantly larger than *A. albopictus* (B. W. Alto, unpublished data). It is not known whether size differences between the predator and prey in this container system result in a prey-size refuge from *C. appendiculata* predation. In some systems prey that are vulnerable to predation during smaller and younger stages become invulnerable to predation when they grow and become larger than the predator (Lundvall *et al.*, 1999; Nilsson & Bronmark, 2000).

The objective of this research was to test the following.

- 1 Whether some behaviours of *A. albopictus* larvae are associated with a higher risk of predation by *C. appendiculata*.
- 2 Whether *A. albopictus* and *O. triseriatus* alter their behaviour in response to water-borne cues from the act of predation by *C. appendiculata*.
- 3 Whether *A. albopictus* and *O. triseriatus* alter their behaviour in response to the physical presence of *C. appendiculata*.
- 4 Whether the vulnerability of *A. albopictus* and *O. triseriatus* to *C. appendiculata* predation varies with developmental stage.
- 5 If so, whether different stages of these prey show shifts to low-risk behaviours in response to the predation cues from *C. appendiculata* that are correlated with their stage-specific vulnerability to this predator.

Table 1. Experiment 2. Rotated factor patterns testing for the behavioural responses of *Aedes albopictus* and *Ochlerotatus triseriatus* to the presence of *Corethrella appendiculata*. Values greater than 40 are in **bold** and represent strong factor loading contributions for each principal component (PC).

Variables	PC1	PC2
Resting	86	1
Browsing	0	0
Thrashing	-88	-10
Filtering	14	75
Surface	82	33
Wall	0	0
Bottom	-8	-80
Middle	-70	59
Interpretation	resting, surface vs. thrashing, middle	filtering, middle vs. bottom

Materials and methods

Larvae of *C. appendiculata* were collected from the wild in Florida (from tree holes at the following sites: Florida Medical Entomology Laboratory, Vero Beach, FL, U.S.A.; Myakka River State Park, near Sarasota, FL, U.S.A.; Indrio Road and Sherwood Hammock, Fort Pierce, FL, U.S.A.) just before the experiments were conducted. The *C. appendiculata* were starved for a period of 4–10 days prior to the experiments. *Aedes albopictus* were F1 progeny from a colony collected from the wild (Indrio Road, Fort Pierce) as larvae and propagated as

Table 2. Experiment 2. MANOVA for prey behavioural principal components (PCs) to the presence of *Corethrella appendiculata*. PCs contributing strongly to significant effects are shown in **bold**.

Variables	Num. d.f.	Den. d.f.	Pillai's trace	P	Standardized canonical coefficients	
					PC1	PC2
Species	2	72	0.168	0.0013	1.150	0.032
Treatment	2	72	0.147	0.0031	1.136	-0.211
Species-treatment	2	72	0.046	0.1819		

adults in cages. *Ochlerotatus triseriatus* were from a lab colony at the Florida Medical Entomology Laboratory (Vero Beach), which included frequent additions of wild-caught *O. triseriatus* from Florida (Myakka River State Park, near Sarasota; Indrio Road, Fort Pierce). Both the colonies were blood fed weekly (University of Florida IACUC protocol #VB-17) to obtain eggs.

Experiment 1. High risk activity and position

Experimental units consisted of plastic cups holding 10 ml of distilled water. Hollow glass cylinders were positioned vertically in each cup and one 4th instar *C. appendiculata* was added to the cylinder, subsequently a 2nd instar *A. albopictus* was added to each cup, and after a 5-min acclimation period, the glass cylinders were removed releasing the predators. As soon as the glass cylinders were removed the behaviour of the prey, *A. albopictus*, was videotaped for 30 min. Each video clip showed four cups. The video clips were viewed and the activity and position of each *A. albopictus* larva was determined every minute by instantaneous scan censuses that lasted for either 30 min or until the prey were captured (Juliano & Reminger, 1992). Following the method described by Juliano and Reminger (1992), four activities: (1) resting – larva neither feeding nor moving; (2) browsing – larva propelled along the surfaces of the

cup by the movement of their mouthparts; (3) filtering – larva floating in the water column propelled by the movement of their mouthparts; (4) thrashing – vigorous lateral movements of the body of the larva, propelling it through the water; and four positions: (1) surface – spiracular siphon of the larva in contact with water–air interface; (2) bottom – larva within 1 mm of the bottom of the cup; (3) wall – larva within 1 mm of the cup walls; (4) middle – larva more than 1 mm from any surface of the cup and not in contact with the water–air interface, were identified.

When prey capture occurred, the behaviour of the prey larva immediately before capture by *C. appendiculata* was determined (capture group) and the behaviour of a prey larva in an adjacent cup that had not been captured by *C. appendiculata* (no-capture group) was also determined. Differences in the activity and position frequencies between capture and no-capture groups were tested using Fisher's Exact tests.

Experiment 2. Behavioural responses of *Aedes albopictus* and *Ochlerotatus triseriatus* to the presence of *Corethrella appendiculata*

The behaviour of 2nd instar *A. albopictus* and *O. triseriatus* was recorded in predation and control treatments in 10-ml plastic cups with 10 ml of water for the treatments. Predation treatment cups contained one 4th instar *C. appendiculata* and either one 2nd instar *A. albopictus* or one 2nd instar *O. triseriatus*. Controls were similar but had no predators. Test subjects (prey larvae) used were hatched separately, and held in individual vials with 5 ml of distilled water. The larvae were fed 1 ml of liver powder suspension (LPS), which was prepared by adding 0.3 g of liver powder in 1000 ml of water. The LPS was stirred on a stir plate and transferred using a pipette to ensure the transfer of consistent quantities of food (Juliano & Gravel, 2002). The larvae were fed only once, which was sufficient for development to the 2nd instar. Prey larvae used in this experiment were starved for 24 h, to standardize hunger, before transferring them to the treatment cups for behaviour recording. Hollow glass cylinders were used to isolate the predators in the predation treatment. Glass cylinders were empty in the control treatments. After a 5-min acclimation period, cylinders were removed slowly from the cups releasing the predators. Behaviour of the larva was recorded for 30 min, in such a way that each video clip showed four experimental cups (two predation, two controls). The activity and position of the larvae were determined every 15 s for 7.5 min, or until the prey was captured. The short observation period was necessary because a substantial number of larvae were

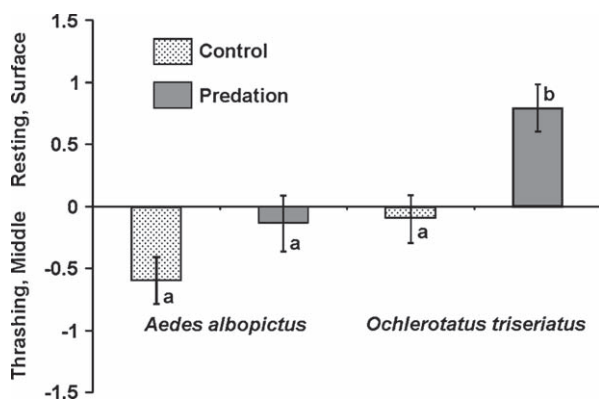


Fig. 2. Experiment 2. Behaviour of *Aedes albopictus* and *Ochlerotatus triseriatus* in response to the physical presence of *Corethrella appendiculata*. Principal component 1 describes resting at the surface vs. thrashing in the middle of the container. Means with similar letters are not significantly different from each other (Tukey–Kramer multiple comparisons test).

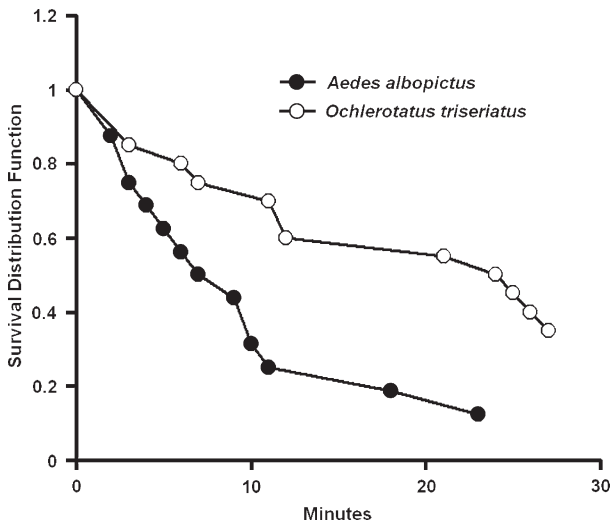


Fig. 3. Experiment 2. Survival analysis describing the survival distribution functions of *Aedes albopictus* and *Ochlerotatus triseriatus*. Standard error bars are included but are too small to be visible.

captured within 7.5 min. The activity and position of larvae were determined every minute for 30 min from playback of the video clips. Activities and positions were then converted to proportions and Principal Components Analysis (PCA) was used to obtain uncorrelated descriptors of activity and position, and to reduce the number of variables used in the analyses (SAS Institute Inc., 1990). The principal components (PCs) were analyzed using MANOVA, and standardized canonical coefficients (SCCs) were used to interpret the relative contribution of PCs to significant effects (Scheiner, 2001).

In some replicates the number of observations was fewer than 10 (out of a maximum of 30) because the prey were captured within a 3-min period. Those replicates were excluded to improve our estimates of the proportions (Juliano & Reminger, 1992). A non-parametric survival analysis (PROC LIFETEST) was also performed to compare the median survival times for larvae of each species in the predation treatment (SAS Institute Inc. (1990).

Table 3. Experiment 3. Rotated factor patterns testing behavioural responses of *Aedes albopictus* and *Ochlerotatus triseriatus* to water-borne predation cues. Values greater than 40 are in **bold** and represent strong factor loading contributions for each principal component (PC).

Variables	PC1	PC2	PC3
Resting	99	-13	2
Browsing	-48	77	-36
Thrashing	-41	-77	-30
Filtering	-1	1	92
Surface	99	-9	3
Wall	-34	82	-6
Bottom	-45	-13	-70
Middle	-24	-54	77
Interpretation	resting, surface vs. browsing, thrashing, bottom	browsing, wall vs. thrashing, middle	filtering middle vs. bottom

Experiment 3. Behavioural responses of Aedes albopictus and Ochlerotatus triseriatus to Corethrella appendiculata water-borne cues

The behaviour of 2nd instar *A. albopictus* and *O. triseriatus* in control and predation water treatments were recorded. Predation water was prepared by feeding three 4th instar *C. appendiculata* 10 2nd instar larvae of either *A. albopictus* or *O. triseriatus* in 10-ml cups for 5 days. The treatment cups were checked daily and dead or eaten prey larvae and pupating *C. appendiculata* were replaced. Controls were handled similarly, except that *C. appendiculata* were absent from the cups. After 5 days prey and predators were removed, leaving behind only water-borne cues from predation (e.g. dissolved compounds, feces, uneaten prey parts) in the treatment cups and similar substances in control cups. Larvae of *A. albopictus* and *O. triseriatus* were used as test subjects for recording behaviour, and the species used in preparing the treatment water was matched to the species used as test subjects (i.e. *O. triseriatus* test subjects were observed in treatment waters that were prepared using *O. triseriatus*). Test larvae used in this experiment were reared and were starved for 24 h to standardize hunger before transferring them to the treatment cups in the same way as the previous experiment. The behaviour was video recorded, with each video clip 30-min long, and showing four cups (two predation, two control). The values were then converted to proportions of observations in each behavioural category and analyzed using PCA and MANOVA, as in the previous experiment.

Experiment 4. Differences in the vulnerability of 2nd and 3rd instar Aedes albopictus and Ochlerotatus triseriatus to predation by Corethrella appendiculata

This experiment consisted of three parts. For all three parts, experimental units were cups containing 50 ml of water. The predation treatment involved the addition of a 4th instar *C. appendiculata* to the cup and the controls contained no predators. Treatments were replicated 10 times, and the numbers of surviving larvae were determined at the end of 24 h. All three parts of the experiment were conducted at the same time.

Part 1. Each instar and species combination was tested alone

The survival of 2nd and 3rd instar larvae of *A. albopictus* and *O. triseriatus* in control and predation treatments was tested, which resulted in a three-way factorial design with eight treatments that were combinations of instar, species, and predation variables. Twelve larvae of either 2nd or 3rd instar of *A. albopictus* or *O. triseriatus* were added, depending on the treatment, to control and predation treatments. The number of survivors in each of the cups was converted to proportions and then arcsine-square-root transformed to meet the assumption of normality. The data was analyzed using ANOVA.

Part 2. Single species, 2nd and 3rd instars tested together

This part tested whether *C. appendiculata* preyed differentially on a particular stage of the prey when they were given a choice. Six 2nd and six 3rd instar larvae of either *A. albopictus* or *O. triseriatus* were added to each control or predation replicate, depending on the treatment. The number of survivors of 2nd and

Table 4. Experiment 3. MANOVA for prey behavioural principal components (PCs) to *Corethrella appendiculata* water-borne cues. PCs contributing strongly to significant effects are shown in **bold**.

Variables	Num. d.f.	Den. d.f.	Pillai's trace	P	Standardized canonical coefficients		
					PC1	PC2	PC3
Species	3	70	0.340	<0.0001	0.801	0.348	0.921
Treatment	3	70	0.277	<0.0001	1.115	-0.426	0.364
Species-treatment	3	70	0.095	0.0702	1.221	0.081	0.171

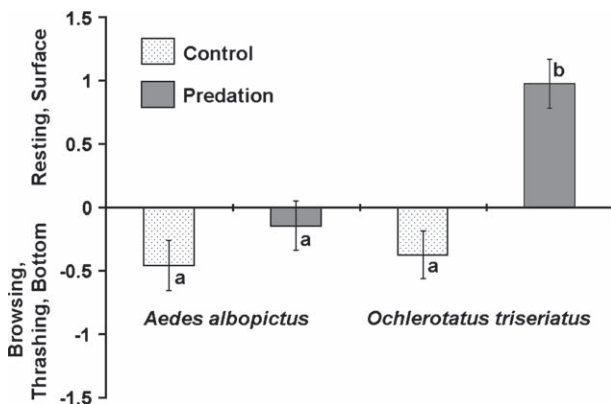
3rd instar larvae from each cup was determined and analyzed as two dependent variables in a MANOVA with predation treatments and prey species as factors.

Part 3. Single instar, both species tested together

This part tested whether *C. appendiculata* preyed differentially on these species when given a choice. Six *A. albopictus* and six *O. triseriatus* larvae of either 2nd or 3rd instars were added, depending on the treatment, to each control and predation replicate. The main difference between part 2 and part 3 was that the experimental units in part 2 had treatments with only conspecifics of different instars present, whereas the experimental units in part 3 had *A. albopictus* and *O. triseriatus* of the same instar combined. The number of survivors of *A. albopictus* and *O. triseriatus* from each cup was determined and analyzed as two dependent variables using a MANOVA with predation treatment and instar as factors.

Experiment 5. Behavioural differences between 2nd and 4th instar *Ochlerotatus triseriatus* in response to water-borne cues to predation by *Corethrella appendiculata*

The behaviour of 2nd and 4th instar *O. triseriatus* in control and predation water was recorded. Predation water was prepared by feeding three 4th instar *C. appendiculata* with 10 2nd instar

**Fig. 4.** Experiment 3. Behaviour of *Aedes albopictus* and *Ochlerotatus triseriatus* in response to water-borne *Corethrella appendiculata* predation cues. Principal component 1 describes resting at the surface vs. browsing and thrashing at the bottom of the container. Means with similar letters are not significantly different from one another (Tukey-Kramer multiple comparisons test).

O. triseriatus in cups containing 10 ml of water. Cups were checked every day for 5 days and dead or eaten prey and pupated predators were replaced. Controls were maintained similarly, except that *C. appendiculata* larvae were absent. On the 5th day both predators and prey were removed from the cups leaving behind only the water-borne cues to predation from *C. appendiculata*. A single either 2nd or 4th instar *O. triseriatus*, depending on the treatment, was transferred to each of the treatment and control cups. They were given a 5-min acclimation period before their behaviour was video recorded. Each video clip contained four cups representing two predation and two control treatments. Larvae that were used in the behavioural recording were hatched and reared individually in vials with LPS as described in Experiment 2, so that experimental larvae were not exposed to cues to predation until testing. Behaviours were coded as described above and then converted to proportions. The data were then analyzed by PCA, followed by MANOVA on the PCs, as in previous experiments.

Results

Experiment 1. High-risk activity and position

There were highly significant differences in the frequencies of activities (Fisher's Exact test, $\chi^2 = 25.04$, d.f. = 3, $P < 0.0001$) and positions (Fisher's Exact test, $\chi^2 = 45.73$, d.f. = 3, $P < 0.0001$) between capture and no-capture groups. Thrashing was more common immediately prior to capture by *C. appendiculata* (Fig. 1). Resting was more common in the no-capture group. Larvae at the bottom of the cups were most common in the capture group; whereas in the no-capture group, larvae at the surface and in the middle were highly represented (Fig. 1).

Table 5. Experiment 4 (part 1). ANOVA for *Corethrella appendiculata* effects on survival of prey at each instar (2nd and 3rd) and species combination tested alone.

Variables	d.f.	F	P
Species (S)	1	0.01	0.9418
Treatment (T)	1	142.01	<0.0001
Instar (I)	1	102.09	<0.0001
S-T	1	16.05	0.0001
S-I	1	19.56	<0.0001
T-I	1	9.79	0.0025
S-T-I	1	0.93	0.3393

Experiment 2. Behavioural responses of Aedes albopictus and Ochlerotatus triseriatus to the presence of Corethrella appendiculata

Two PCs with eigen values > 1 were obtained, accounting for 72.7% of the total variation in these data (Table 1). A large positive score for PC1 indicated that a larva spent more time resting at the

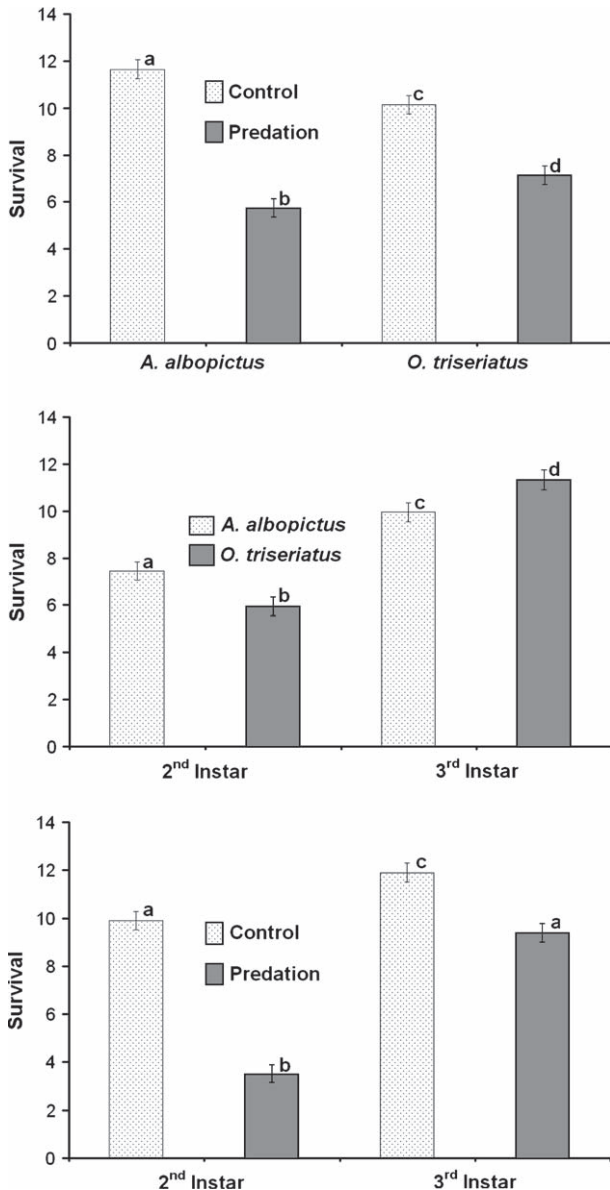


Fig. 5. Experiment 4 (part 1). The effects of *Corethrella appendiculata* on the survival of *Aedes albopictus* and *Ochlerotatus triseriatus* prey in the 2nd and 3rd instars, with each stage and species tested alone: (a) significant treatment–species interaction (pooled across instars); (b) significant stage–treatment interaction (pooled across species); (c) significant stage–species interaction (pooled across predation treatments). Means with similar letters are not significantly different from one another (Tukey–Kramer multiple comparisons test).

surface, and a negative score indicated that it spent more time thrashing in the middle. Similarly, a large positive score on PC2 indicated more time spent filtering in the middle, and a negative score indicated more time spent at the bottom (Table 1).

There were significant species and treatment effects, but no significant interaction (Table 2). The SCCs indicated that PC1 contributed most to the significant effects of both species and treatment (Table 2). Compared with control, both *A. albopictus* and *O. triseriatus* altered their behaviour and reduced their frequency of thrashing in the middle, and increased their frequency of resting at the surface when they were in the predation treatment (Fig. 2). Pairwise differences between control and predation treatments were similar in magnitude for the two species (hence no significant interaction), but were significant only for *O. triseriatus* (Fig. 2). The species effect was primarily a result of less thrashing in the middle and more resting at the surface for *O. triseriatus*.

Survival analysis indicated that the survivorship curves of *A. albopictus* and *O. triseriatus* differed significantly (Log-Rank test, $\chi^2 = 5.65$, d.f. = 1, $P < 0.0174$). Median \pm SE survival times were 24.5 ± 2.44 and 8.0 ± 2.35 min for *O. triseriatus* and *A. albopictus*, respectively (Fig. 3).

Experiment 3. Behavioural responses of Aedes albopictus and Ochlerotatus triseriatus to Corethrella appendiculata water-borne cues

Three PCs with eigen values > 1 were obtained, accounting for 88.5% of the total variance in these data (Table 3). Based on rotated factor patterns (Table 3), a large positive score on PC1 could be interpreted as more time spent resting at the surface and a large negative score as more time spent either browsing or thrashing at the bottom. For PC2 large positive scores indicated frequent browsing at the wall, whereas negative scores indicated thrashing in the middle. For PC3 large positive scores indicated frequent filtering in the middle, whereas large negative scores indicated more time spent at the bottom (Table 3).

There were significant effects of species and treatment, and a marginally significant interaction (Table 4), which was included when interpreting these results. SCCs indicated that PC1 contributed more to producing the interaction than did the two other PCs (Table 4). Multiple comparisons for PC1 showed that *O. triseriatus* reduced their time spent either browsing or thrashing at the bottom and increased their time spent resting at the surface when they were in predation water, compared with control (Fig. 4). In contrast to *O. triseriatus*, *A. albopictus* did not significantly change its behaviour between control and predation water (Fig. 4).

Experiment 4. Differences in the vulnerability of 2nd and 3rd instar Aedes albopictus and Ochlerotatus triseriatus to predation by Corethrella appendiculata

Part 1. Each instar and species combination was tested alone

The three-way interaction was not significant, but all two-way interactions were significant (Table 5). The reduction in

Table 6. Experiment 4 (part 2). MANOVA for *Corethrella appendiculata* effects on survival of 2nd and 3rd instars tested together for each species. Stage survival variables contributing strongly to significant effects are shown in **bold**.

Variables	Num. d.f.	Den. d.f.	Pillai's trace	P	Standardized canonical coefficients	
					2nd Instar	3rd Instar
Species	2	33	0.257	0.0074	2.504	-0.094
Treatment	2	33	0.837	<0.0001	2.475	0.003
Species-treatment	2	33	0.148	0.0706	2.498	-0.068

survival as a result of the presence of *C. appendiculata* was greater for *A. albopictus* than for *O. triseriatus* (Fig. 5a). Across both predator treatments, *O. triseriatus* had a greater survival rate than did *A. albopictus* as 3rd instars, but *A. albopictus* had greater survival rate than did *O. triseriatus* as 2nd instars (Fig. 5b). Although 2nd instar larvae had lower survival rates than did 3rd instar larvae in control and predation treatments, the reduction in survival as a result of the presence of *C. appendiculata* was greater for 2nd instar larvae than for 3rd instar larvae (Fig. 5c).

Part 2. Single species, 2nd and 3rd instars tested together

The treatment by species interaction was marginally significant, and the main effects of treatment and species were both significant (Table 6). As before, this marginally significant interaction was included when the data were interpreted. SCCs indicated that only numbers of surviving 2nd instars contributed to significant main effects and the marginally significant interaction (Table 6). For both species, the effects of treatments on the survival of 3rd instar larvae were negligible (Fig. 6; note the small scatter in the mean values along the x-axis). The survival rate of 2nd instar larvae was reduced significantly by predation treatment for both prey species, but the reduction as a result of

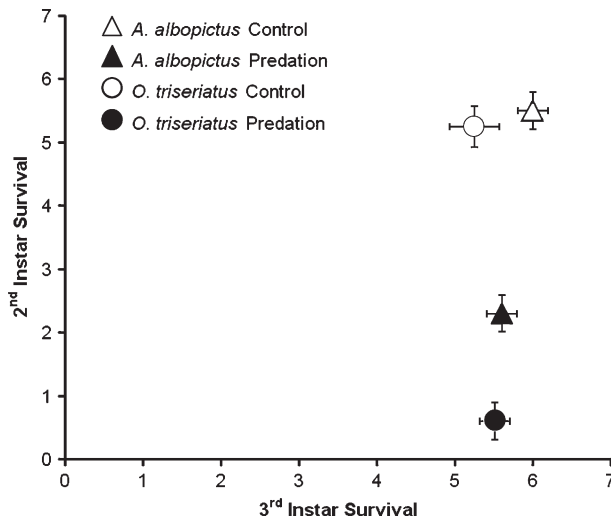
predation was somewhat greater for *O. triseriatus* than for *A. albopictus* (Fig. 6). This difference was likely to be the source of the marginally significant interaction.

Part 3. Single instar, both species tested together

Interaction between instar and treatment was significant (Table 7). SCCs indicated that both species contributed substantially to the instar-treatment interaction (Table 7). In the 2nd instar group, the effect of predation was a large reduction of survival rates for both species, although the survival rate of *A. albopictus* was reduced to a slightly greater extent (Fig. 7). In contrast, in the 3rd instar group, the effect of predation was a large reduction in the survival rate of *A. albopictus* only (Fig. 7; note the scatter in the mean values along the y-axis). For both species, the survival rate of 3rd instar larvae was greater than that of 2nd instar larvae (Fig. 7).

Experiment 5. Behavioural differences between 2nd and 4th instar *Ochlerotatus triseriatus* in response to water-borne cues to predation by *Corethrella appendiculata*

Three PCs with eigen values > 1 were obtained, accounting for 88.9% of the variation in behaviour (Table 8). A high positive score on PC1 indicated that larvae spent more time browsing at the wall, and a negative score indicated more time spent resting at the surface. A high positive score on PC2 indicated more time spent filtering in the middle, as opposed to other behaviours. A high positive score on PC3 indicated greater time spent thrashing at the bottom, as opposed to more time spent at the surface (Table 8). There was a significant treatment effect but neither instar nor interaction effects were observed (Table 9). SCCs indicated that both PC1 and PC2 contributed substantially to the treatment effect. Both 2nd instar and 4th instar *O. triseriatus* altered their behaviour, increasing time spent resting at the surface, when in predation water (Fig. 8). Despite being invulnerable to predation by *C. appendiculata*, 4th instar *O. triseriatus* altered their behaviour in response to water-borne cues to predation in the same way as did highly vulnerable 2nd instars (Fig. 8).

**Fig. 6.** Experiment 4 (part 2). The effects of *Corethrella appendiculata* on the survival of *Aedes albopictus* and *Ochlerotatus triseriatus* prey. Survival of 2nd and 3rd instars for the treatment and species effect on 2nd and 3rd instar prey tested together, single species.

Discussion

Mosquito larvae thrashing at the bottom of the containers were more vulnerable to predation from *C. appendiculata* than were larvae resting at the surface and in the middle of the containers.

Table 7. Experiment 4 (part 3). MANOVA for *Corethrella appendiculata* effects on survival of *Aedes albopictus* and *Ochlerotatus triseriatus* tested together for each instar (either both species 2nd or both species 3rd). Species survival variables contributing strongly to significant effects are shown in bold.

Variables	Num. d.f.	Den. d.f.	Pillai's trace	P	Standardized canonical coefficients	
					<i>A. albopictus</i>	<i>O. triseriatus</i>
Instar	2	34	0.753	< 0.0001	1.757	1.698
Treatment	2	34	0.870	< 0.0001	2.446	1.030
Instar–Treatment	2	34	0.604	< 0.0001	1.847	1.643

Because most prey were captured at the bottom of the containers (Fig. 1), *C. appendiculata* may predominantly hunt at the bottom. Thrashing involves vigorous movement of the mosquito larva and is the behaviour that involves maximum movement compared with other behaviours (Juliano & Reminger, 1992). Because prey that were thrashing were captured more often (Fig. 1) it seemed likely that *C. appendiculata* were using mechanoreceptors to detect their prey, as do predatory *Toxorhynchites* spp. (Steffan & Evenhuis, 1981). Results for *A. albopictus* behavioural (position and activity) vulnerability to *C. appendiculata* predation were similar to findings for *O. triseriatus* behavioural vulnerability to the ambush predator *T. rutilus* (Juliano & Reminger, 1992). Together with earlier studies (Juliano & Reminger, 1992), the results identify important behaviours contributing to the vulnerability of container-dwelling mosquito larvae to the two dominant predators in North-American container systems.

Second instars of *O. triseriatus* reduced their activity at the bottom of the container and rested more frequently at the surface in the presence of water-borne predation cues from *C. appendiculata*. In contrast, *A. albopictus* did not change their behaviour significantly in the presence of water-borne predation cues, and continued to thrash in the bottom of the containers (Fig. 4). Because resting at the surface reduced the risk of predation from

C. appendiculata (Fig. 1), this response of *O. triseriatus* to water-borne predation cues constituted an anti-predatory behaviour relative to *C. appendiculata*. In the physical presence of the predator, both *O. triseriatus* and *A. albopictus* changed their behaviour and reduced their activity at the bottom of the containers. However, the species differed in their responses: *O. triseriatus* rested more often at the surface of the container than did *A. albopictus* (Fig. 2). Combinations of cues from predators and cues from the actual predation event have been shown to elicit a stronger anti-predatory response from the prey (Schoeppner & Relyea, 2005). In the experiments described here the behavioural responses of *O. triseriatus* and *A. albopictus* were tested separately to assess responses to water-borne cues from the act of predation, without the predator present, and to chemical and physical cues emanating from the predator itself in the absence of cues from the act of predation. *Ochlerotatus triseriatus* showed a stronger response to water-borne cues from predation than to cues from the presence of the predator (compare Figs 2 and 4). Studies have also shown that 4th instar *O. triseriatus* shows a stronger response to water-borne cues from *T. rutilus* (Juliano & Gravel, 2002; Kesavaraju & Juliano, 2004) than to the presence of the predator (Hechtel & Juliano, 1997). Although *A. albopictus* did not show significant behavioural changes in response to water-borne cues from predation, they did reduce movement at the bottom of the container when they were in the physical presence of the predator (Table 2; Fig. 2).

Second instars of both *A. albopictus* and *O. triseriatus* were more vulnerable to predation than were 3rd instars, which is a

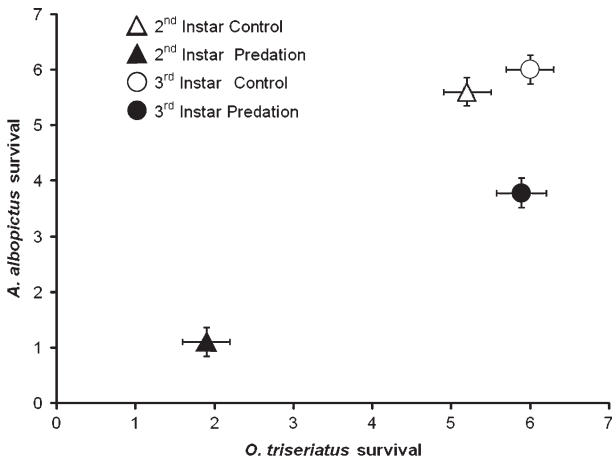


Fig. 7. Experiment 4 (part 3). The effects of *Corethrella appendiculata* on the survival of *Aedes albopictus* and *Ochlerotatus triseriatus* prey. Survival of 2nd and 3rd instar for the instar and treatment effects on species tested together at the same instar.

Table 8. Experiment 5. Rotated factor patterns testing for behavioural differences among 2nd vs. 4th instar of *Ochlerotatus triseriatus*. Values greater than 40 are in bold and represent strong factor loading contributions for each principal component (PC).

Variables	PC1	PC2	PC3
Resting	-83	-38	-34
Browsing	96	1	22
Thrashing	1	12	85
Filtering	12	96	-14
Surface	-78	-38	-44
Wall	94	-1	-14
Bottom	28	0	80
Middle	10	90	35
Interpretation	browsing, wall vs. resting, surface	filtering, middle vs. other	thrashing, bottom vs. surface

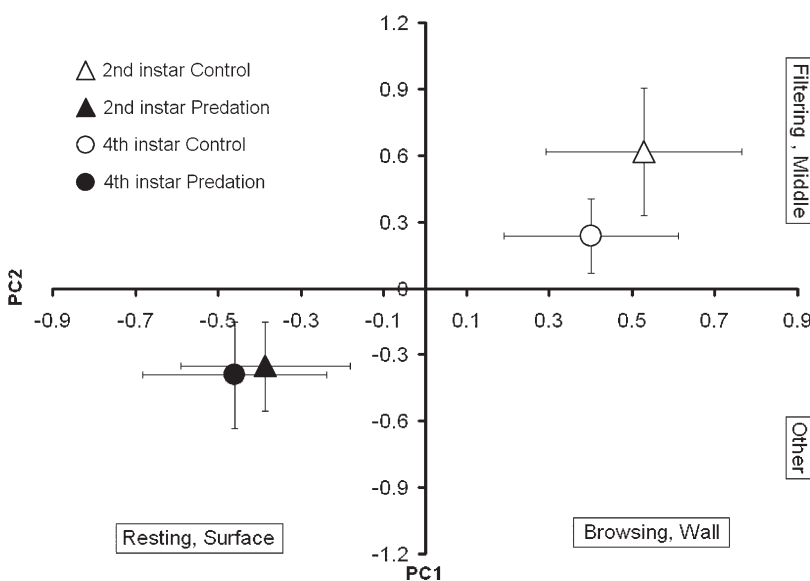
Table 9. Experiment 5. MANOVA table for the behavioural principal components (PCs) of *Ochlerotatus triseriatus* (2nd and 4th instar) in response to water-borne predation cues. PCs contributing strongly to significant effects are shown in **bold**.

Variables	Num. d.f.	Den. d.f.	Pillai's trace	P	Standardized canonical coefficients		
					PC1	PC2	PC3
Instar	3	65	0.019	0.7291			
Treatment	3	65	0.361	< 0.0001	0.906	0.821	0.110
Instar-treatment	3	65	0.114	0.8605			

result consistent with general patterns for size-limited predators (Persson *et al.*, 1996; Wellborn, 2002). *Aedes albopictus* 3rd instars were relatively more vulnerable to predation than were *O. triseriatus* 3rd instars, which were largely invulnerable. *Ochlerotatus triseriatus* 2nd instars suffered greater mortality when they were present with 3rd instar conspecifics than did 2nd instar *A. albopictus* (Fig. 6), suggesting that mortality of more-vulnerable stages may be partially dependent on the presence and vulnerability (or lack thereof) of other, less vulnerable stages. Greater predation on *O. triseriatus* 2nd instars may thus be an indirect result of the relatively low vulnerability of 3rd instar *O. triseriatus*. Species-specific differences in anti-predatory behaviour might account for this interspecific difference, but species-specific differences between *A. albopictus* and *O. triseriatus* in relative instar sizes might also have contributed to the greater vulnerability of *A. albopictus* 2nd instars to predation when 3rd instars were present. For 1st, 2nd, and 3rd instars, *O. triseriatus* were significantly larger than *A. albopictus* (head-capsule width, body length; B.W. Alto, unpublished data). Consistent with the observations of prey vulnerability in the behaviour experiments, *O. triseriatus* survived longer in the presence of *C. appendiculata* than did *A. albopictus* (Fig. 3).

Competitive interactions between prey species can be altered by differential prey responses to predators (Werner, 1991;

Werner & Anholt, 1996; Relyea, 2000). Classic studies (Morin, 1981) and more recent work (Ciros-Perez *et al.*, 2004) show that the coexistence of a competitively inferior species with a superior species is aided by selective predation on the competitively superior species. Competition studies on *A. albopictus* and *O. triseriatus* in the presence of *C. appendiculata* showed that *A. albopictus* survivorship is considerably diminished and that they were preferentially preyed upon by *C. appendiculata* (Griswold & Lounibos, 2005), and this could influence the species composition of mosquito assemblages (Griswold & Lounibos, 2006). In the absence of predation, *O. triseriatus* competed poorly with *A. albopictus* (Teng & Apperson, 2000; Aliabadi & Juliano, 2002; Alto *et al.*, 2005; Griswold & Lounibos, 2005). Thus, the data reported here suggest that differential anti-predatory responses by *O. triseriatus* and *A. albopictus* might be the main behavioural mechanism that produced the observed pattern of coexistence of these two competitors in the field (Lounibos *et al.*, 2001). This container system provided the latest example of how behavioural properties of individuals can contribute to population and community patterns; in this case, probably via selective predation on the superior competitor promoting coexistence among competitors (Paine, 1966; Morin, 1981; Ciros-Perez *et al.*, 2004). Thus, *C. appendiculata* might be playing the roles of both a barrier to

**Fig. 8.** Experiment 5. Behaviour of 2nd and 4th instar *Ochlerotatus triseriatus* in response to water-borne *Corethrella appendiculata* predation cues. Plot between principal component 1 (PC1) and PC2.

invasion by *A. albopictus* and facilitating the coexistence with *O. triseriatus* in the systems in which they co-occur.

Third instar *O. triseriatus* attained a size refuge and were less vulnerable to predation than were 2nd instars. Fourth instar *O. triseriatus* are expected to be even less vulnerable to predation than 3rd instars. Because reduced prey activity in response to water-borne predation cues translated to reduced foraging activity, and is therefore costly (Relyea & Werner, 1999; Relyea, 2003), selection should favor discrimination between high- and low-risk predators. Putlitz *et al.* (1999) showed that larger tadpoles were both less vulnerable to salamander predation and exhibited more limited anti-predatory responses to those predators compared with smaller, more vulnerable tadpoles. Although 4th instar *O. triseriatus* were less vulnerable to predation by *C. appendiculata*, they modified their behaviour and increased the frequency of resting at the surface of containers, just as 2nd instars did in the presence of water-borne predation cues from *C. appendiculata*. In the south-eastern U.S.A., especially in Florida, *O. triseriatus* are most often found with the predators *T. rutilus* or *C. appendiculata*, and these two predators are the most common predators in tree-hole systems. *Toxorhynchites rutilus* are voracious predators that prey on all life-cycle stages of *O. triseriatus*. As with *C. appendiculata*, prey that are active in the bottom of the container were more vulnerable to predation from *T. rutilus* (Juliano & Reminger, 1992). Fourth instar *O. triseriatus* reduced their activity at the bottom of the containers in response to water-borne predation cues from *T. rutilus* (Juliano & Reminger, 1992; Juliano & Gravel, 2002; Kesavaraju & Juliano, 2004). In a study on variation in the plasticity of tadpole response to different predators, Richardson (2001) found that tadpoles reduced their activity in a general response to any predator, despite having no history of encountering some of the test predators in their native habitats. Richardson (2001) argued that tadpoles might use a general cue for all predators, and hence would not discriminate among threatening vs. non-threatening predators. *O. triseriatus*, likewise, could be responding to a general cue from the act of predation, regardless of whether that cue comes from *C. appendiculata*, *T. rutilus*, or indeed a predator it has not previously encountered. Thus, the observed response of 4th instar *O. triseriatus* to a small predator that presents little or no threat might be a response to a general cue from the act of predation, even though *O. triseriatus* were relatively invulnerable to *C. appendiculata* predation at that stage.

The results showed a striking parallel to those of Sih (1986), who found that larval *Culex pipiens* showed more precise and pronounced behavioural responses to water-borne cues to predation by *Notonecta*. He argued that this difference arose because of the greater evolutionary history of *C. pipiens* with that predator (Sih, 1986). Results of this research were similar because *O. triseriatus* has a history of co-occurrence with *C. appendiculata*, whereas non-native *A. albopictus* does not. An important new aspect of the work described here is that since the invasion of North America by *A. albopictus*, these three species now co-occur (Lounibos *et al.*, 2001). As a result, these behavioural effects arising from responses to predation cues may have community level consequences, and the data indicated that behaviour of invasive and resident prey could be important determinants of the outcomes of biological invasions.

Acknowledgements

We thank R.L. Escher for help with providing us with *C. appendiculata* larvae and *O. triseriatus* eggs, N. Kinal and C.L. Villanueva for help with the experiment involving behavioural differences between *O. triseriatus* 2nd and 4th instars in response to predation cues, the Florida Department of Environmental Protection for permission to collect mosquitoes from Myakka River State Park and Highland Hammock State Park, and two anonymous referees for their helpful comments. This research was supported by the grants from the National Institute of Allergy and Infectious Disease (R01-AI-44793 and R15-AI-051374), National Science Foundation grant (DEB 0507015) and a Phi-Sigma Biological Honor Society, Beta Lambda chapter, grant to Banugopan Kesavaraju.

References

- Aliabadi, B.W. & Juliano, S.A. (2002) Escape from gregarine parasites affects the competitive interactions of an invasive mosquito. *Biological Invasions*, **4**, 283–297.
- Alto, B.W., Griswold, M. & Lounibos, L.P. (2005) Habitat complexity and sex-dependent predation of mosquito larvae in containers. *Oecologia*, **146**, 300–310.
- Chase, J.M., Abrams, P.A., Grover, J.P., Diehl, S., Chesson, P., Holt, R.D., Richards, S.A., Nisbet, R.M. & Case, T.J. (2002) The interaction between predation and competition: a review and synthesis [Review]. *Ecology Letters*, **5**, 302–315.
- Ciros-Perez, J., Carmona, M.J., Lapesa, S. & Serra, M. (2004) Predation as a factor mediating resource competition among rotifer sibling species. *Limnology and Oceanography*, **49**, 40–50.
- Griswold, M. & Lounibos, L.P. (2005) Competitive outcomes of aquatic container Diptera depend on Predation and resource levels. *Annals of the Entomological Society of America*, **98**, 673–681.
- Griswold, M. & Lounibos, L.P. (2006) Predator identity and additive effects in a treehole community. *Ecology*, **87**, 987–995.
- Hawley, W.A., Reiter, P., Copeland, R.S., Pumpuni, C.B. & Craig, G.B. Jr (1987) *Aedes albopictus*. North America: Probable introduction in used tires from Northern Asia. *Science*, **236**, 1114–1116.
- Hechtel, L.J. & Juliano, S.A. (1997) Effects of a Predator on Prey Metamorphosis: Plastic Responses by Prey or Selective Mortality? *Ecology*, **78**, 838–851.
- Juliano, S.A. & Gravel, M.E. (2002) Predation and the evolution of prey behaviour: an experiment with tree hole mosquitoes. *Behavioural Ecology*, **13**, 301–311.
- Juliano, S.A. & Philip Lounibos, L. (2005) Ecology of invasive mosquitoes: effects on resident species and on human health. *Ecology Letters*, **8**, 558–574.
- Juliano, S.A. & Reminger, L. (1992) The relationship between vulnerability to predation and behaviour of larval tree-hole mosquitoes: Geographic and ontogenetic differences. *Oikos*, **63**, 465–467.
- Kesavaraju, B. & Juliano, S.A. (2004) Differential behavioural responses to water-borne cues to predation in two container-dwelling mosquitoes. *Annals of the Entomological Society of America*, **97**, 194–201.
- Lima, S.L. & Dill, L.M. (1990) Behavioural decisions made under the risk of predation: a review and prospectus. *Canadian Journal of Zoology*, **68**, 619–640.
- Lind, J. & Cresswell, W. (2005) Determining the fitness consequences of antipredation behaviour. *Behavioural Ecology*, **16**, 945–956.
- Livdahl, T.P. & Willey, M.S. (1991) Prospects for an invasion: competition between *Aedes albopictus* and native *Aedes triseriatus*. *Science*, **253**, 189–191.

- Lounibos, L.P. (1983) The mosquito community of treeholes in subtropical Florida. *Phytotelmata: Terrestrial Plants as Hosts for Aquatic Insect Communities* (ed. by J. H. Frank and L. P. Lounibos), pp. 223–246. Plexus, Medford, New Jersey, U.S.A.
- Lounibos, L.P. (1985) Interactions influencing production of treehole mosquitoes in south Florida. Ecology of Mosquitoes. *Proceedings of a Workshop, Florida Medical Entomology Laboratory, Vero Beach, Florida, USA* (ed. by L. P. Lounibos, J. R. Rey and J. H. Frank), pp. 65–77.
- Lounibos, L.P., O'Meara, G.F., Escher, R.L., Nishimura, N., Cutwa, M., Nelson, T., Campos, R.E. & Juliano, S.A. (2001) Testing predictions of displacement of native *Aedes* by the invasive Asian tiger Mosquito *Aedes albopictus*. Florida, U.S.A. *Biological Invasions*, **3**, 151–166.
- Lundvall, D., Svanback, R., Persson, L. & Bystrom, P. (1999) Size-dependent predation in piscivores: interactions between predator foraging and prey avoidance abilities. *Canadian Journal of Fisheries and Aquatic Sciences*, **56**, 1285–1292.
- Morin, P.J. (1981) Predatory salamanders reverse the outcome of competition among 3 species of anuran tadpoles. *Science*, **212**, 1284–1286.
- Nilsson, P.A. & Bronmark, C. (2000) Prey vulnerability to a gape-size limited predator: behavioural and morphological impacts on northern pike piscivory. *Oikos*, **88**, 539–546.
- Paine, R.T. (1966) Food web complexity and species diversity. *American Naturalist*, **100**, 65–75.
- Persson, L., Andersson, J., Wahlstrom, E. & Eklov, P. (1996) Size-specific interactions in lake systems: Predator gape limitation and prey growth rate and mortality. *Ecology*, **77**, 900–911.
- Putlitz, M.H., Chivers, D.P., Kiesecker, J.M. & Blaustein, A.R. (1999) Threat-sensitive predator avoidance by larval pacific treefrogs (Amphibia, Hylidae). *Ethology*, **105**, 449–456.
- Relyea, R.A. (2000) Trait-mediated indirect effects in larval anurans: Reversing competition with the threat of predation. *Ecology*, **81**, 2278–2289.
- Relyea, R.A. (2002) Costs of phenotypic plasticity. *American Naturalist*, **159**, 272–282.
- Relyea, R.A. (2003) How prey respond to combined predators: a review and an empirical test. *Ecology*, **84**, 1827–1839.
- Relyea, R.A. & Werner, E.E. (1999) Quantifying the relation between predator-induced behavior and growth performance in larval anurans. *Ecology*, **80**, 2117–2124.
- Richardson, J.M.L. (2001) A comparative study of activity levels in larval anurans and response to the presence of different predators. *Behavioural Ecology*, **12**, 51–58.
- SAS Institute Inc. (1990) *SAS/STAT Users Guide, Version 6*, 4th edn. SAS Institute Inc, Cary, NC.
- Scheiner, S.M. (2001) MANOVA: Multiple response variables and multi-species interaction. *Design and Analysis of Ecological Experiments* (ed. by S.M. Scheiner and J. Gurevitch), pp. 99–115. Oxford University Press.
- Schoepfner, N.M. & Relyea, R.A. (2005) Damage, digestion, and defence: the roles of alarm cues and kairomones for inducing prey defenses. *Ecology Letters*, **8**, 505–512.
- Sih, A. (1980) Optimal behavior: can foragers balance two conflicting demands? *Science*, **210**, 1041–1043.
- Sih, A. (1986) Antipredator responses and the perception of danger by mosquito larvae. *Ecology*, **67**, 434–441.
- Sih, A. (1992) Prey Uncertainty and the Balancing of Antipredator and Feeding Needs. *American Naturalist*, **139**, 1052–1069.
- Steffan, W.A. & Evenhuis, N.L. (1981) Biology of *Toxorhynchites*. *Annual Review of Entomology*, **26**, 159–181.
- Teng, H.J. & Apperson, C.S. (2000) Development and survival of immature *Aedes albopictus* and *Aedes triseriatus* (Diptera: Culicidae) in the laboratory: Effects of density, food, and competition on response to temperature. *Journal of Medical Entomology*, **37**, 40–52.
- Van Buskirk, J. (2000) The costs of an inducible defense in anuran larvae. *Ecology*, **81**, 2813–2821.
- Van Buskirk, J. (2002) Phenotypic lability and the evolution of predator-induced plasticity in tadpoles. *Evolution*, **56**, 361–370.
- Van Buskirk, J. & Yurewicz, K.L. (1998) Effects of predators on prey growth rate – relative contributions of thinning and reduced activity. *Oikos*, **82**, 20–28.
- Wellborn, G.A. (2002) Trade-off between competitive ability and antipredator adaptation in a freshwater amphipod species complex. *Ecology*, **83**, 129–136.
- Werner, E.E. (1991) Nonlethal effects of a predator on competitive interactions between two anuran larvae. *Ecology*, **72**, 1709–1720.
- Werner, E.E. & Anholt, B.R. (1996) Predator-induced behavioral indirect effects: consequences to competitive interactions in anuran larvae. *Ecology*, **77**, 157–169.
- Werner, E.E., Gilliam, J.F., Hall, D.J. & Mittelbach, G.G. (1983) An experimental test of the effects of predation risk on habitat use in fish. *Ecology*, **64**, 1540–1548.

Accepted 14 July 2006

First published online 24 April 2007